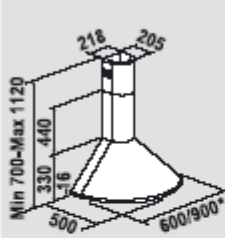


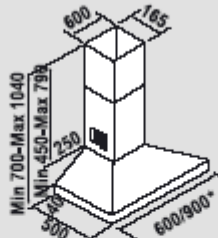
60/90 Tonda

* 60 Flat = 600mm
90 Flat = 900mm

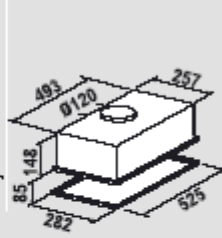


60/90 Chimney

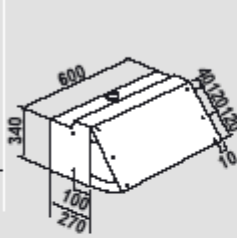
* 70 Flat = 600mm
90 Flat = 900mm



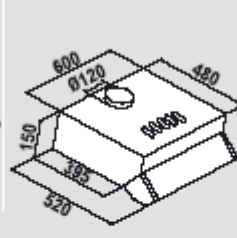
Inset



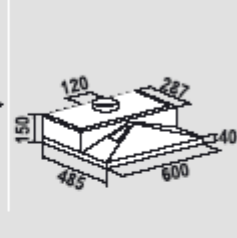
Integrated



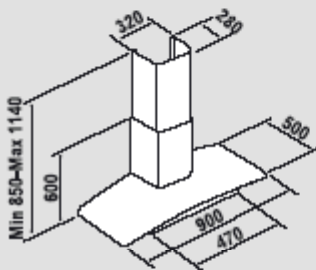
Standard



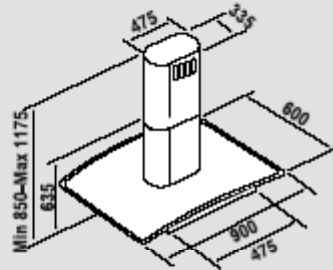
Standard Plus



90 Curved

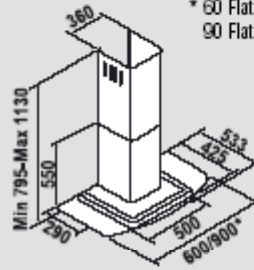


90 Island



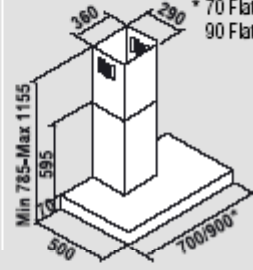
60/90 Flat

* 60 Flat = 600mm
90 Flat = 900mm



70/90 Box

* 70 Flat = 600mm
90 Flat = 900mm



Xpelair Nouvelle Cuisine

Kitchen canopies

Product Selector	Integrated	Standard	Standard	Standard Plus
Reference number	91193AW	91189AW	91190AB	91191AW
Freestanding		■	■	■
Integrated	■			
Max extraction performance (l/s)	97	56	56	56
Sound pressure level* (dB(A))	39	40	40	52
Motor rating (W)	200	125	125	125
Speeds	3	3	3	3
Recirculation	■	■	■	■
Extraction	■	■	■	■
Duct size (mm)	125	125	125	125
No. grease filters	1	1	1	2
Grease filter type	acrylic filter in metal casing	acrylic filter in metal casing	acrylic filter in	aluminium metal casing
Additional carbon filter system	optional	■	■	■
Built-in lighting	2 x 40W	2 x 40W	2 x 40W	2 x 40W
Maximum width (mm)	600	600	600	600
Finish	silver	white	brown	stainless steel
Replacement filters	41833SK	41834SK	41834SK	41832SK

*at low speed

Product Selector	60 Tonda	90 Tonda	60 Chimney	90 Chimney	Inset
Reference number	91196AW	91197AW	91194AW	91195AW	91192AW
Freestanding	■	■	■	■	
Integrated					■
Max extraction performance (l/s)	133	133	133	133	64
Sound pressure level* (dB(A))	39	39	39	39	55
Motor rating (W)	200	200	200	200	140
Speeds	3	3	3	3	3
Recirculation	■	■	■	■	■
Extraction	■	■	■	■	■
Duct size (mm)	125	125	125	125	125
No. grease filters	2	2	2	2	1
Grease filter type	aluminium	aluminium	aluminium	aluminium metal casing	acrylic filter in
Built-in lighting	2 x 40W	2 x 40W	2 x 40W	2 x 40W	2 x 40W
Maximum width (mm)	600	900	600	900	525
Finish	stainless steel	stainless steel	stainless steel	stainless steel	silver
Replacement filters	41834SK	41834SK	41834SK	41834SK	41832SK

*at low speed

Product Selector	90 Curved	90 Island	60 Flat	90 Flat	70 Box	90 Box
Reference number	91202AW	91203AW	91200AW	91201AW	91198AW	91199AW
Freestanding	■	■	■	■	■	■
Max extraction performance (l/s)	133	236	133	133	133	133
Sound pressure level* (dB(A))	39	44	39	39	39	39
Motor rating (W)	200	240	200	200	200	200
Speeds	3	3	3	3	3	3
Recirculation	■	■	■	■	■	■
Extraction	■	■	■	■	■	■
Duct size (mm)	125	125	125	125	125	125
No. grease filters	1	1	1	1	2	3
Grease filter type	aluminium	aluminium	aluminium	aluminium	aluminium	aluminium
Built-in lighting	2 x 50W	4 x 50W	2 x 50W	2 x 50W	2 x 40W	2 x 40W
Maximum width (mm)	900	900	600	900	700	900
Finish	stainless steel & glass	stainless steel & glass	stainless steel & glass	stainless steel & glass	stainless steel & glass	stainless steel & glass
Replacement filters	41834SK	41834SK	41834SK	41834SK	41834SK	41834SK

*at low speed